

ELEMENT DE JONCTION

MY SELF

ELEMENT DE JONCTION

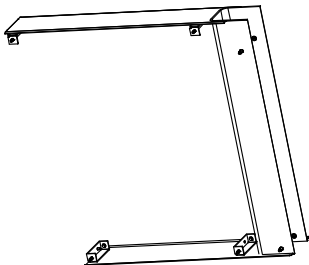
Caractéristiques :

Dimensions extérieures : 800X162X839

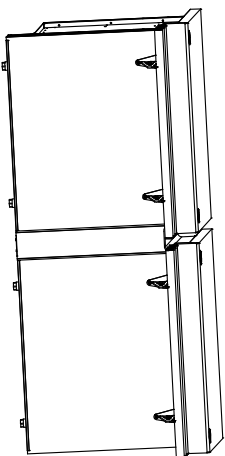
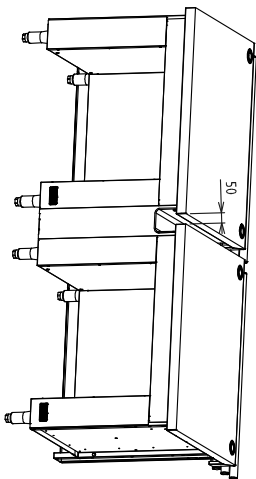
Construction en acier inox 18.10 brossé

Habillage AV - AR 15/10 en acier inoxydable brossé

Augmente la longueur de 50 mm



Principe de montage



ELEMENT DE JONCTION

