



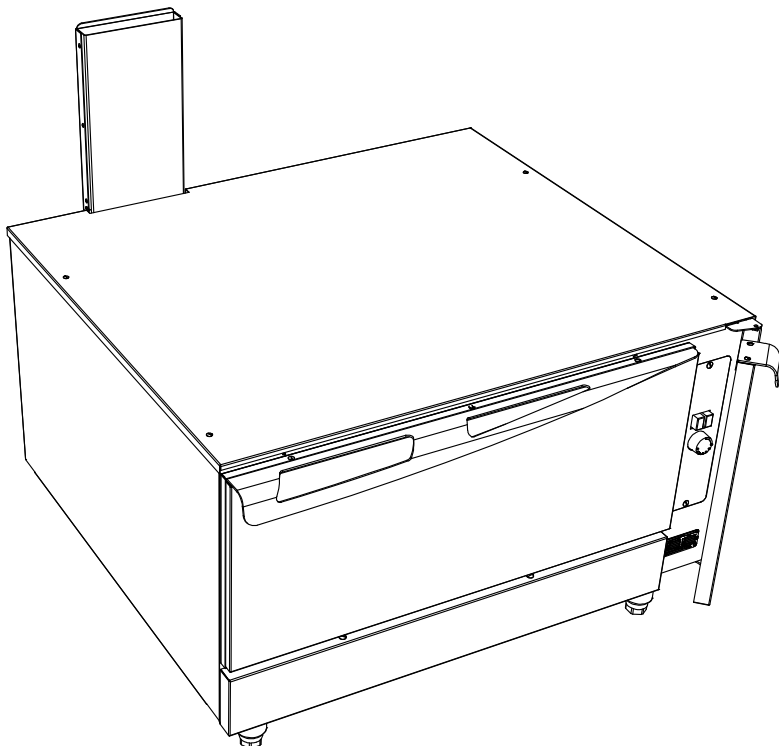
The reference in catering equipment

GRANDE CUISINE FOUR EURO GAS

1 GRIDDLE 600x800

## **GRANDE CUISINE 1000**

### **FRONT 1000**



#### **Top :**

#### **Descriptions :**

External dimensions : 1000x970x630/660

Top in brushed 18.10 stainless steel

body 1 mm in brushed stainless steel

Structure 2 mm in stainless steel

composite feet de 150 height adjustable

Front without any visible screw

#### **Base unit :**

Construction in stainless steel 18.10

Structure 2 mm

body 1 mm

Dimension of the retort : 600x800x280

Walls insulated by mineral fibers

aluminium steam barrier

Power 13,2 kW thermostat 50 à 300°C

Removable steel bottom 6 mm thickness

Security pilot and thermocouple

stainless steel lateral walls

with levels holding griddles

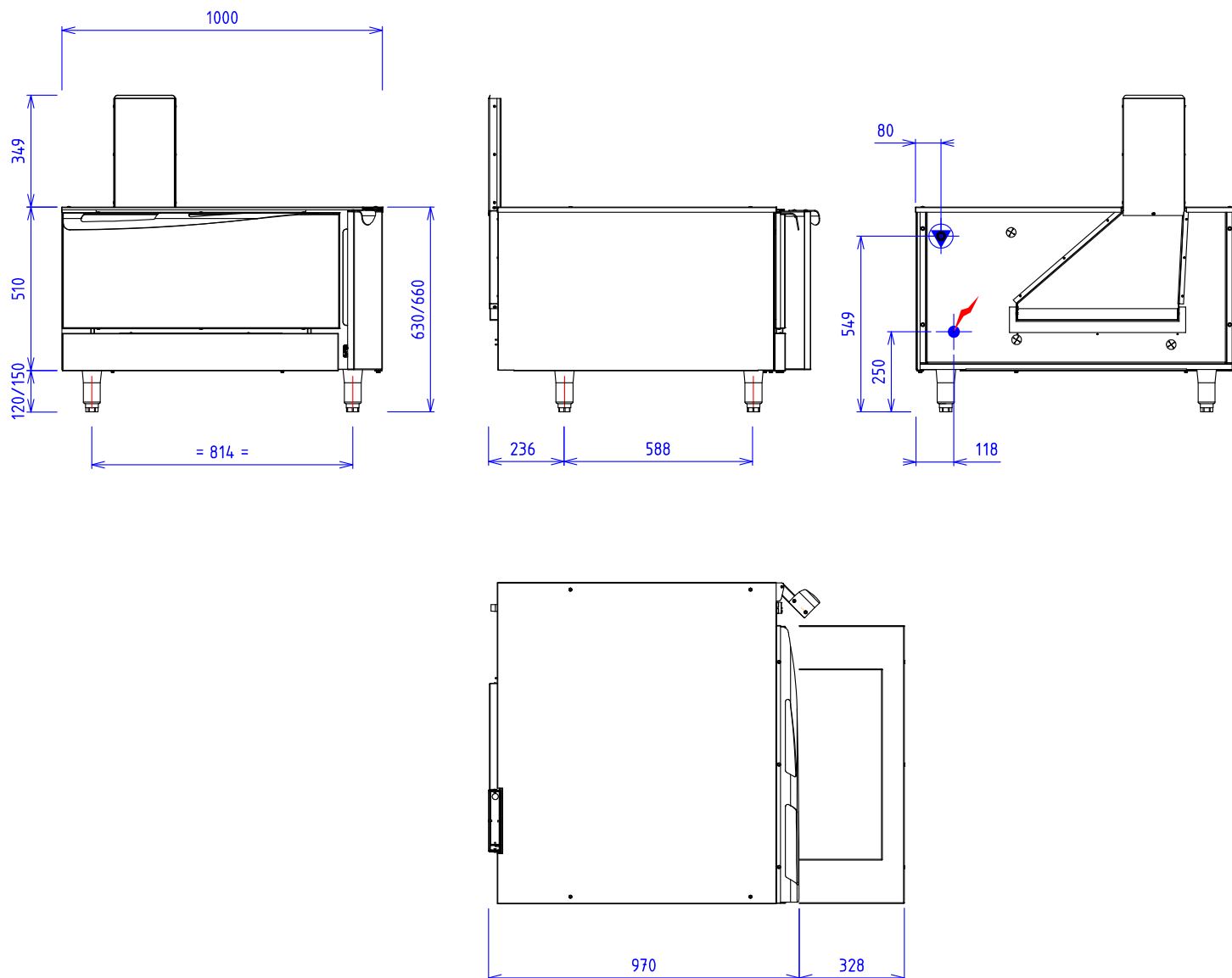
Door to double wall insulated and balanced


Provided with one stainless steel griddle

#### **Options :**

Electric ignition (X901501)


## GRANDE CUISINE FOUR EURO GAS 1 GRIDDLE 600x800



**GAS :**  Gas power : 13,2kW conical 15/21 gas fitting

Gas devices standard to the norm NF EN 203. EN 437

Gas Law 90/396/CEE

**ELEC :**  230V Mono +T if electrical ignition option

Electrical devices standard to the norm EN 60-335

**WATER :**