



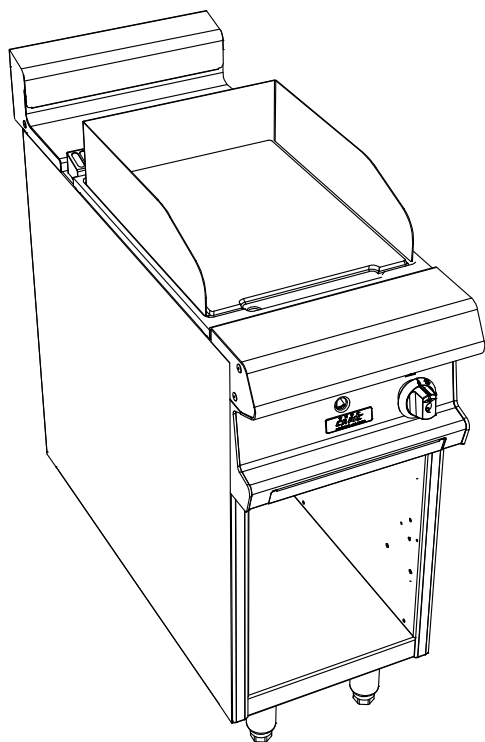
The reference in catering equipment

ABM9F CAST IRON SMOOTH AND HORIZONTAL GRILL

OPEN CUPBOARD

GRANDE CUISINE 1000

FRONT 400



Descriptions :

External dimensions : 400x1000x900/930

Top in brushed 18.10 stainless steel

Top thickness 3 mm

body 1 mm in brushed stainless steel

Structure 2 mm in stainless steel

composite feet de 150 height adjustable

folded front edge radius 20 mm

Back edge forming a chimney cover

Front without any visible screw

Top :

smooth cast iron plate : 400x550

Power : 7,2 kW

flow regulated by a 3-positions tap

Heating by gas stainless steel ramps with great thickness

Security pilot and thermocouple

Drawer to collect greases

Base unit :

Construction in stainless steel 18.10

Structure 2 mm

body 1 mm

External dimensions : 400x724x650

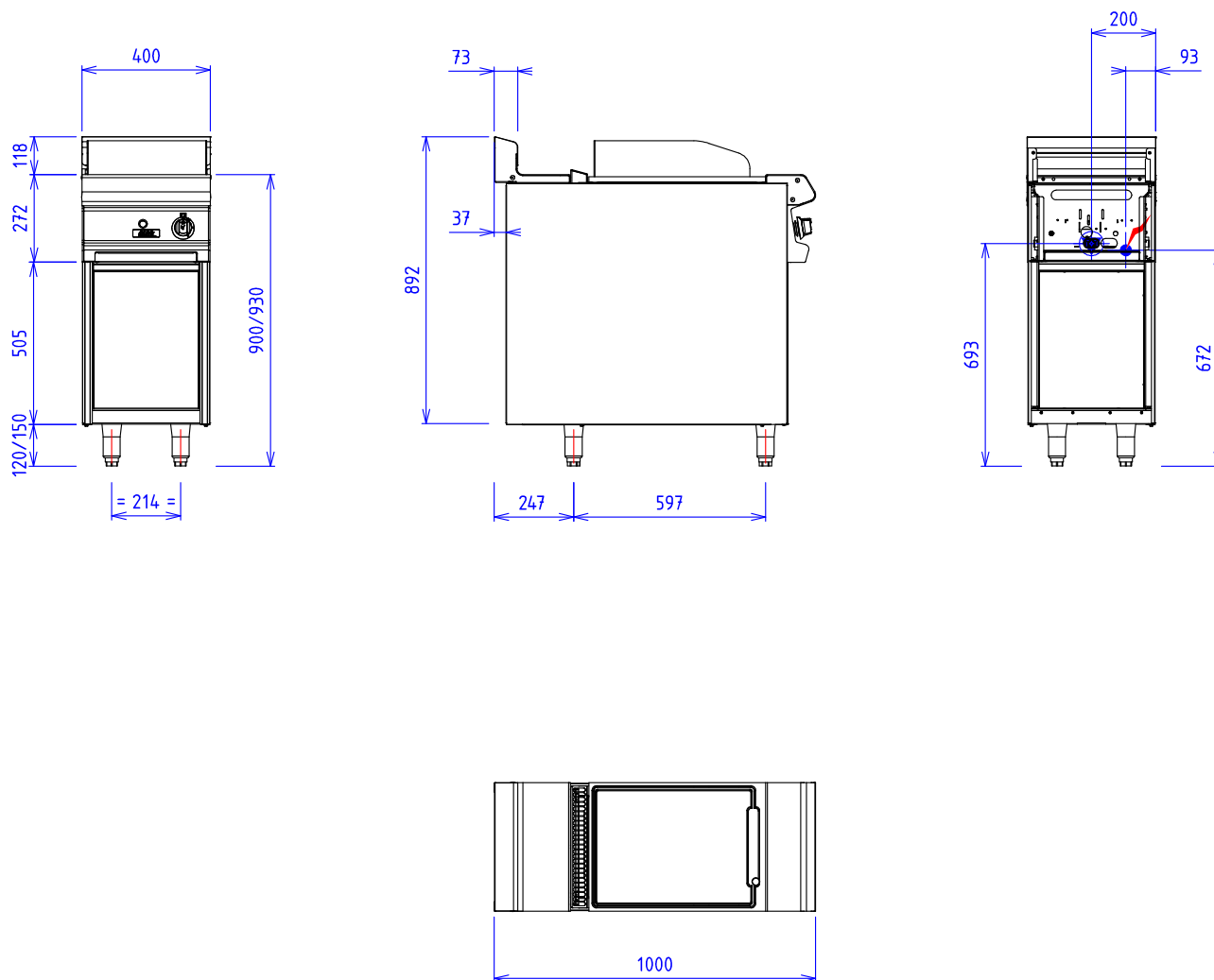
Interior dimensions : 330x656x430


Front without any visible screw

Options :

Electric ignition (X901501)


ABM9F CAST IRON SMOOTH AND HORIZONTAL GRILL OPEN CUPBOARD



GAS :  Gas power : 7,2kW conical 15/21 gas fitting

Gas devices standard to the norm NF EN 203. EN 437

Gas Law 90/396/CEE

ELEC :  230V Mono +T if electrical ignition option

Electrical devices standard to the norm EN 60-335

WATER :