



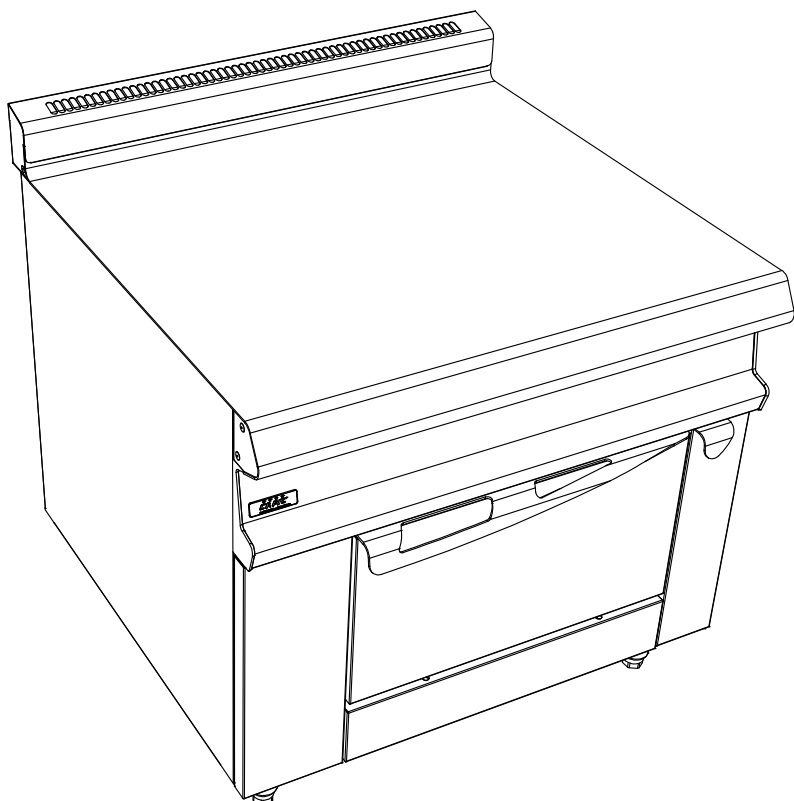
The reference in catering equipment

GRANDE CUISINE ABM6 NEUTRAL UNIT 1000

GAS OVEN

GRANDE CUISINE 1000

FRONT 1000



Top :

Descriptions :

External dimensions : 1000x1000x900/930
Top in brushed 18.10 stainless steel
Top thickness 3 mm
body 1 mm in brushed stainless steel
Structure 2 mm in stainless steel
composite feet de 150 height adjustable
folded front edge radius 20 mm
Back edge forming a chimney cover
Front without any visible screw

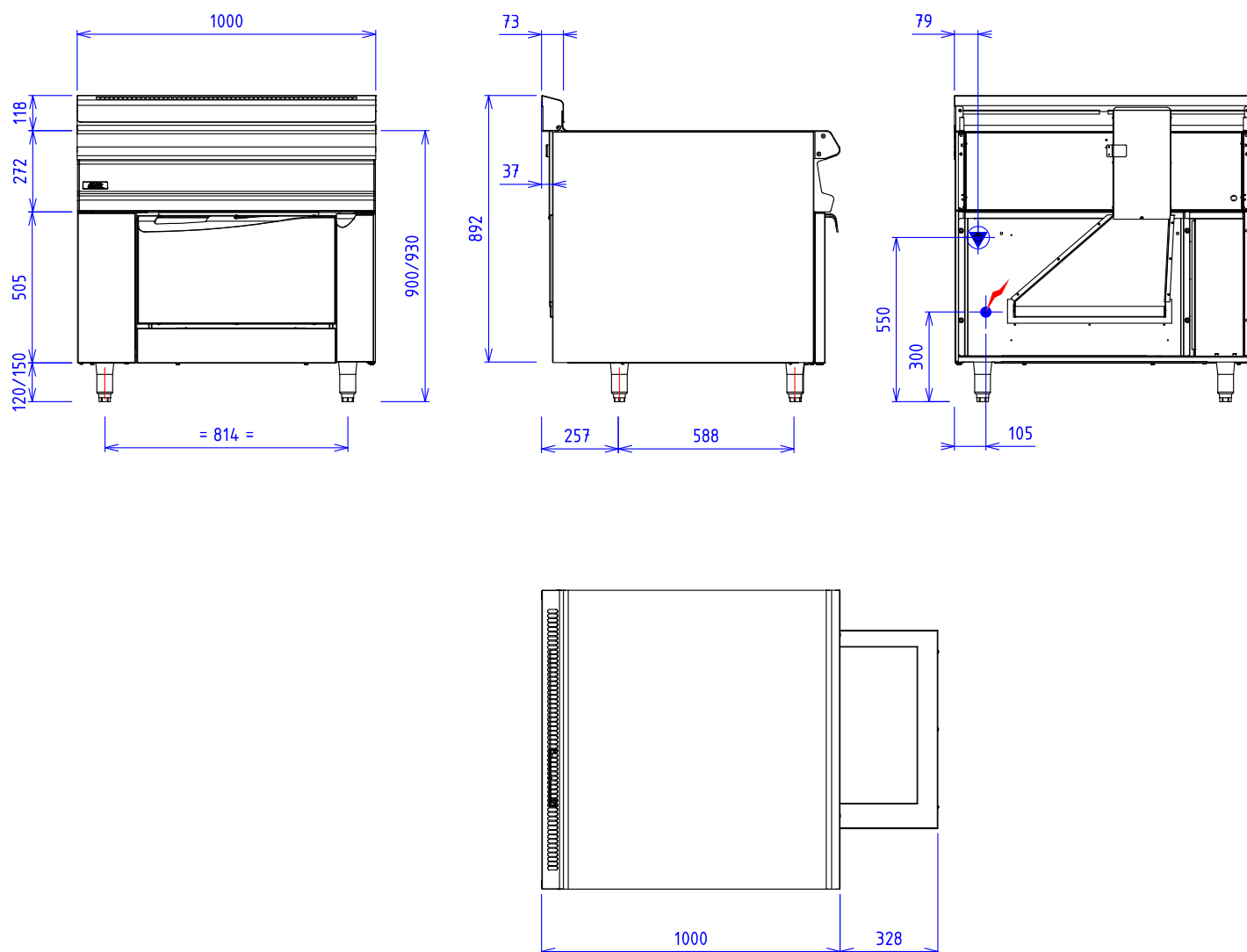
Base unit :


Construction in stainless steel 18.10
Structure 2 mm
body 1 mm
External dimensions : 1000x724x650
Front without any visible screw
Dimension of the retort : 650x530x280
Walls insulated by mineral fibers
aluminium steam barrier
Power 10 kW thermostat 50 à 300°C
Removable steel bottom 6 mm thickness
Security pilot and thermocouple
stainless steel lateral walls
with levels holding griddles
Door to double wall insulated and balanced
Provided with one stainless steel griddle GN2/1

Options :

Electric ignition (X901501)


GRANDE CUISINE ABM6 NEUTRAL UNIT 1000 GAS OVEN



GAS :  Gas power : 10kW conical 15/21 gas fitting

Gas devices standard to the norm NF EN 203. EN 437

Gas Law 90/396/CEE

ELEC :  230V Mono +T if electrical ignition option

Electrical devices standard to the norm EN 60-335

WATER :