

**CATERING RANGE ABM9I SMOOTH STAINLESS
 STEEL GRIDDLE GAS
 TOP ONLY**



Characteristics

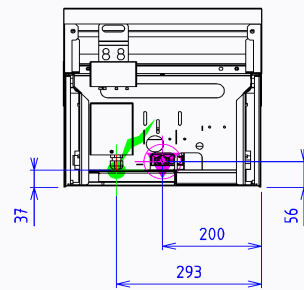
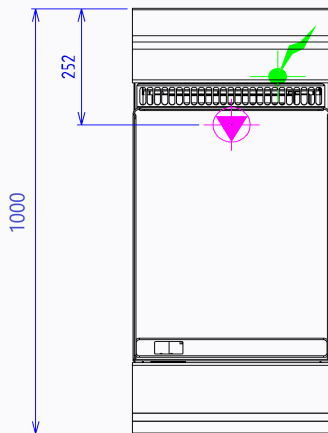
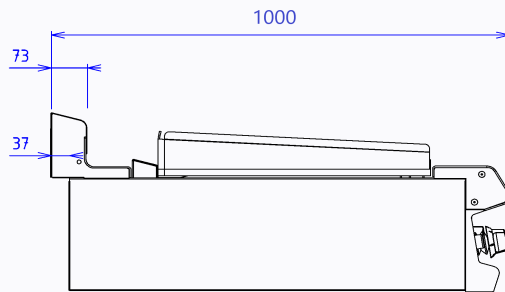
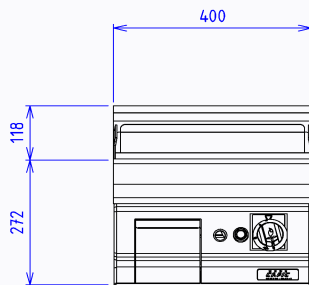
External dimensions : 400 X 1000 X 270
 Stainless steel top 18.10 planetary planetary brushed finish
 Top thickness : 3 mm
 body 1 mm in planetary brushed stainless steel
 Structure : 2 mm in stainless steel
 folded front edge radius 20 mm
 Back edge forming a chimney cover
 Front without any visible screw

Top

special stainless steel plate : 400x550
 Power : 7,2 kW
 regulated flow by a 3-positions tap
 Heating by gas stainless steel ramps with great thickness
 Security pilot and thermocouple
 Welded Splash gard
 Drawer to collect greases

Options :

1/2 ribbed griddle 400x500 stainless steel 400 or 500 (X050972)
 ribbed griddle for stainless steel plate 400 (X050973)
 mirror polishing chrome aspect (X050974)
 gas connection kit for hose per device (X901405)
 electric ignition gas burner (first gas burner) (X901501)



GAS



Gas power : 7.20kW

Gas connection : 15/21 MALE TAPERING

Gas appliances complying with standard NF EN 203.EN 437

Gas Directive 2009/142/EC

ELECTRIC



Electric power : 0.00kW

Elec Réserve : - Elec fitting :

230V SINGLE(Si option électrique sélectionnée)

Electrical devices standard to the norm EN 60-335