



The reference in catering
équipement

CATERING RANGE ABM3 3 ELEC PLATES

TOP ONLY



Characteristics

External dimensions : 1000 X 1000 X 270

Stainless steel top 18.10 planetary planetary brushed finish

Top thickness : 3 mm

body 1 mm in planetary brushed stainless steel

Structure : 2 mm in stainless steel

folded front edge radius 20 mm

Back edge forming a chimney cover

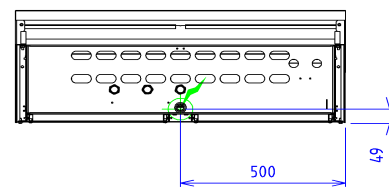
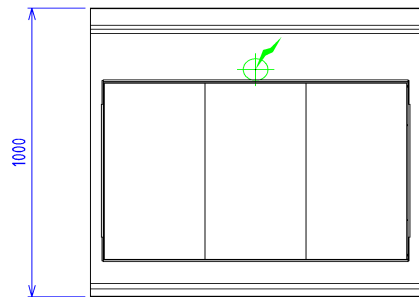
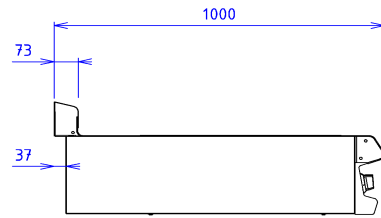
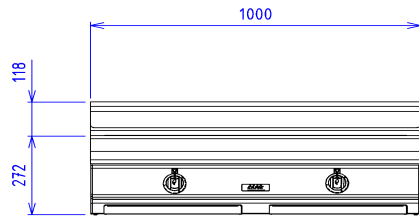
Front without any visible screw

Top

3 cast iron rectangular electric plates 300x600

Power : 3x5 kW

Controlled by commutator 3 speeds
cleaning drawer

**ELECTRIC**

Electric power : 15.00kW

Elec Réserve : INTERNAL TERMINAL BOARD - Elec fitting
: 400V THREE phases + NEUTRAL

Electrical devices standard to the norm EN 60-335