



Characteristics

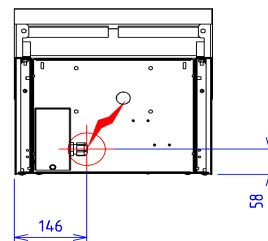
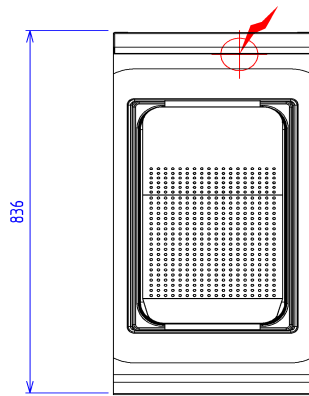
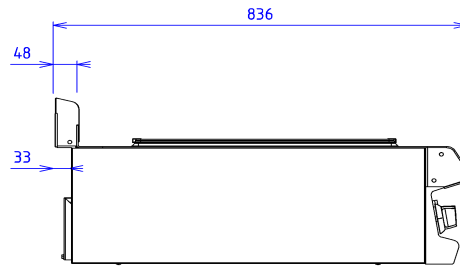
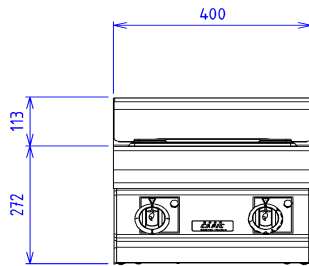
External dimensions : 400 X 835 X 270
Stainless steel top 18.10 planetary planetary brushed finish
Top thickness : 3 mm
body 1 mm in planetary brushed stainless steel
Structure : 2 mm in stainless steel
Stand with composite feet of 150 adjustable in height
folded front edge radius 20 mm
Back edge forming a chimney cover
Front without any visible screw

Top

Power : 300 W
Heating by heating elements placed under the tank
Control by On/off switch
Lighting indicator
Recessed removable tray GN1/1 with drainer grid

Options :

infrared heating lamp for storage unit for pre-equipped salting unit (W042403)
s/s steel trim diameter 38 - linear meter (X081001)

**ELECTRIC**

Electric power : 1.00kW

Elec Réservation : - Elec fitting : 230V SINGLE

230V SINGLE(Si option électrique sélectionnée)

Electrical devices standard to the norm EN 60-335