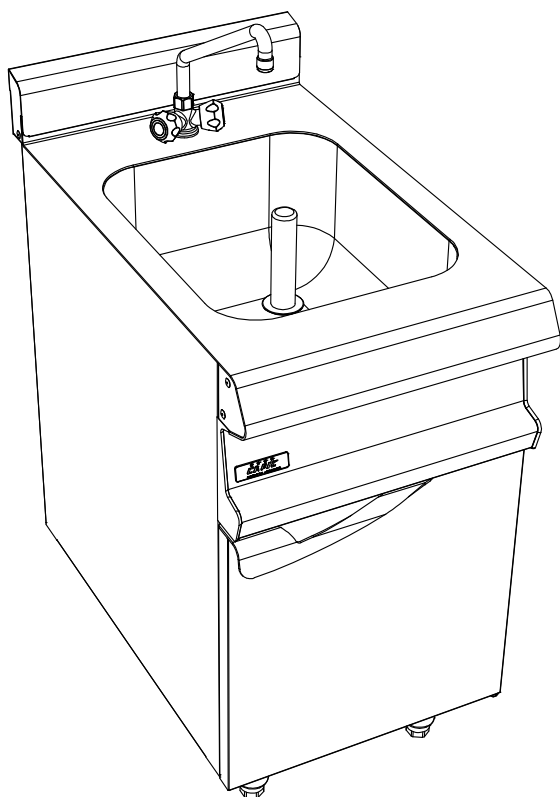




The reference in catering equipment

C21 SINK UNIT
CLOSED CUPBOARD

CELTIC 800 FRONT 500



Top :

Tray 500x400x250
Hot water / cold water gooseneck
Overflow draining

Characteristics :

External dimensions : 500x836x900/930
Top in brushed 18.10 stainless steel
Top thickness 3 mm
body 1 mm in brushed stainless steel
Structure 2 mm in stainless steel
composite feet de 150 height adjustable
folded front edge radius 20 mm
Back edge forming a chimney cover
Front without any visible screw

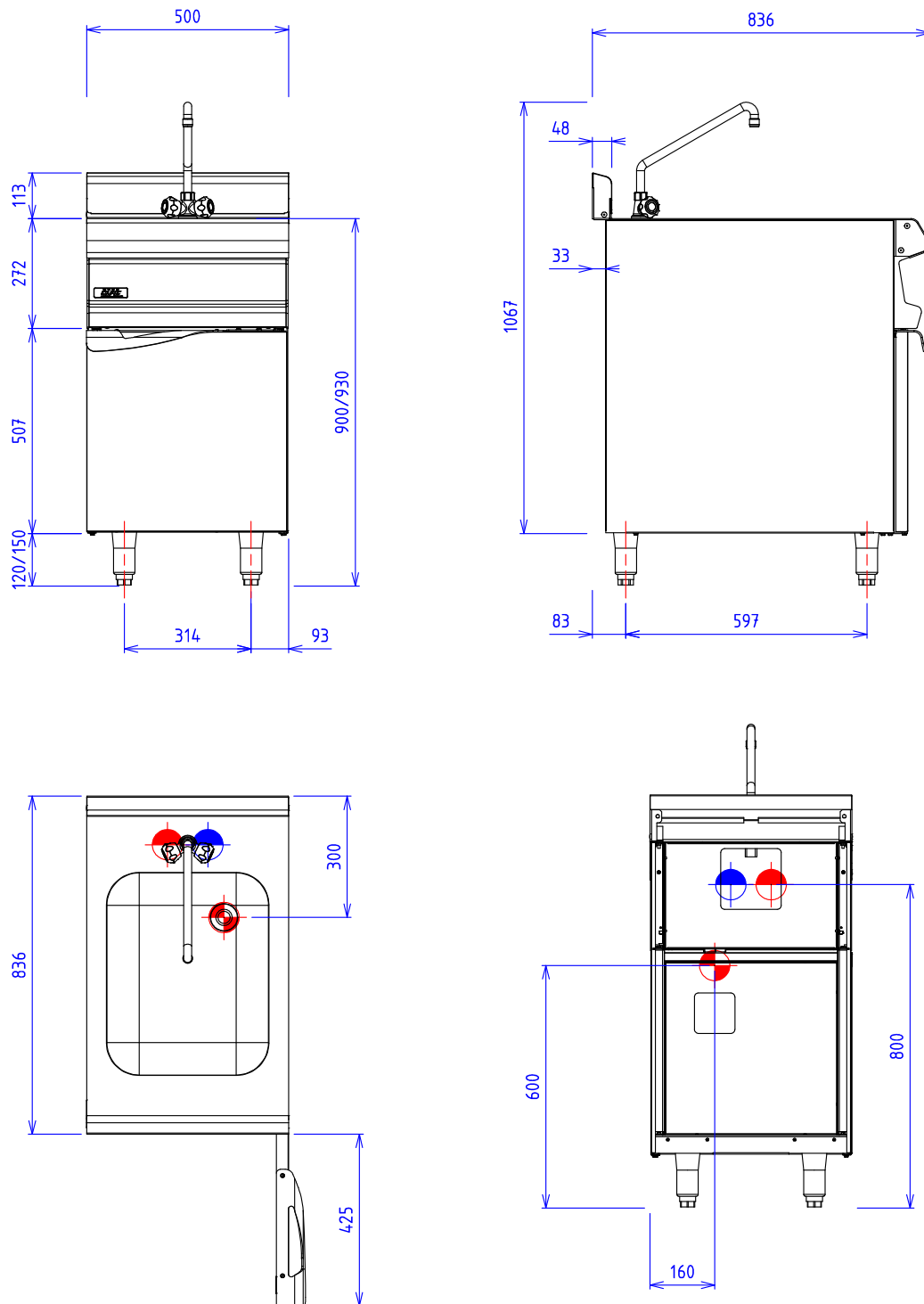
Base unit :

Construction in stainless steel 18.10
Structure 2 mm
body 1 mm
External dimensions : 500x724x650
Interior dimensions : 430x656x430
Front without any visible screw
Double skin door




Options :

Stainless steel trim bar (X081001)

C21 SINK UNIT CLOSED CUPBOARD



WATER :

-  Hot water fitting: 15/21 socket
-  Cold water fitting: 15/21 socket
-  Drain fitting: 40/49 threaded union (1.1/2)