



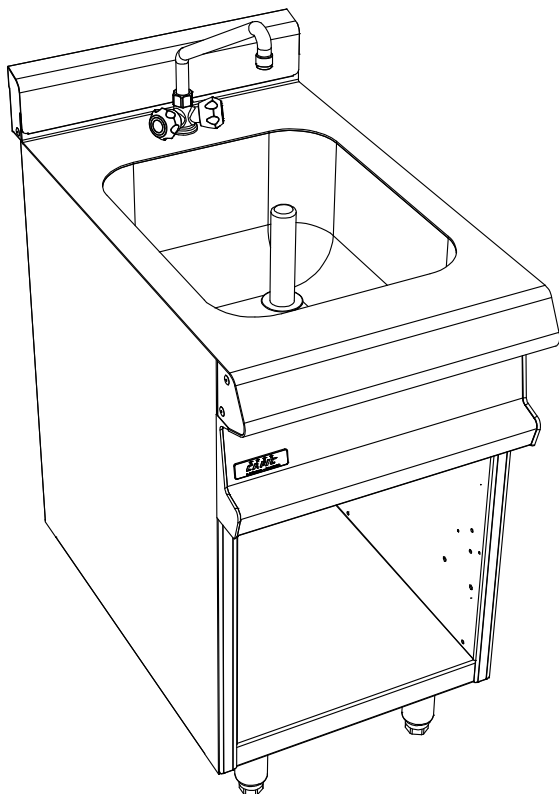
The reference in catering equipment

CELTIC C21 SINK UNIT

OPEN CUPBOARD

**CELTIC 800**

**FRONT 500**



**Top :**

Tray 500x400x250

Hot water / cold water gooseneck

Overflow draining

**Descriptions :**

External dimensions : 500x836x900/930

Top in brushed 18.10 stainless steel

Top thickness 3 mm

body 1 mm in brushed stainless steel

Structure 2 mm in stainless steel

composite feet de 150 height adjustable

folded front edge radius 20 mm

Back edge forming a chimney cover

Front without any visible screw

**Base unit :**

Construction in stainless steel 18.10

Structure 2 mm

body 1 mm

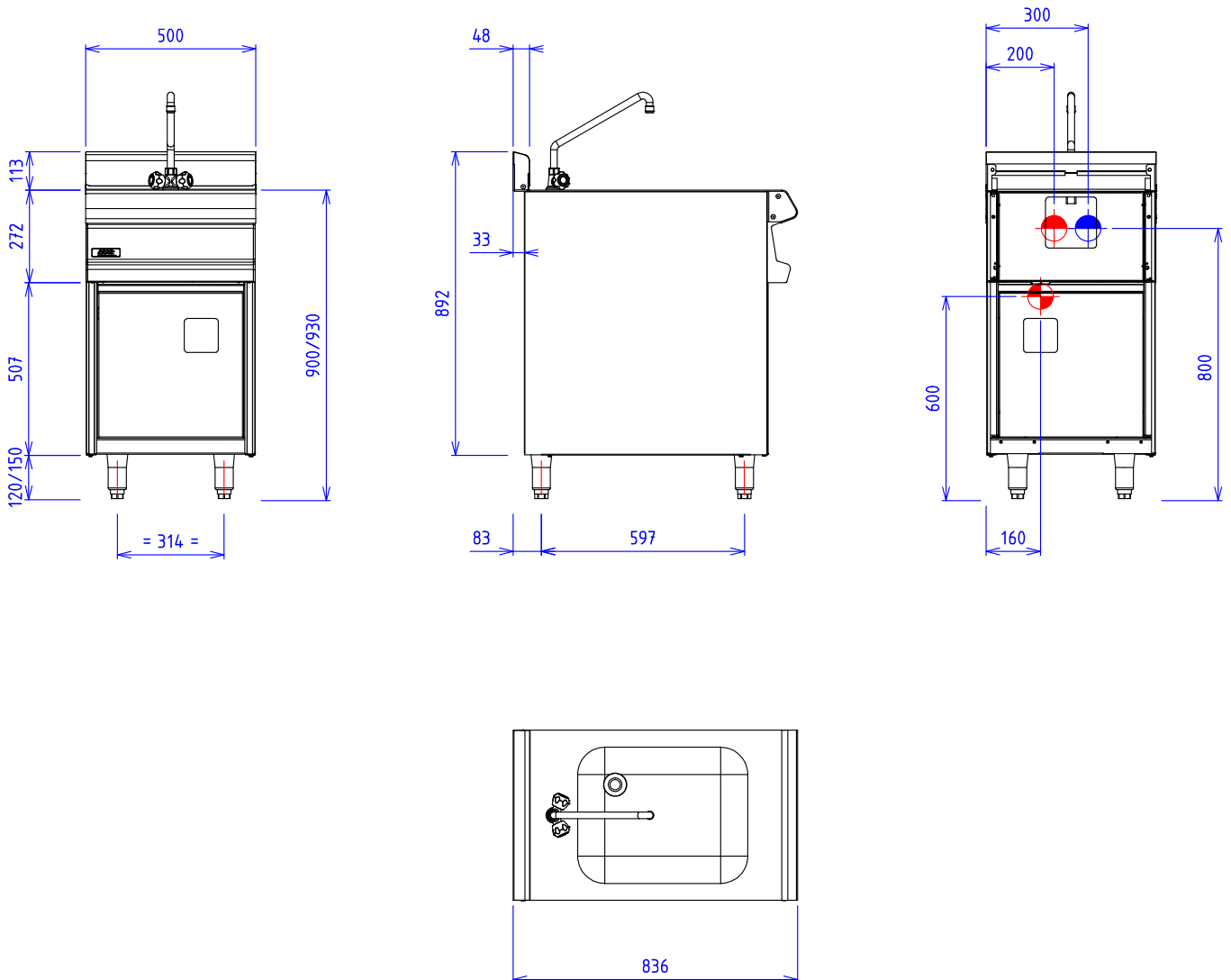
External dimensions : 500x724x650

Interior dimensions : 430x656x430

Front without any visible screw




**Options :**

## CELTIC C21 SINK UNIT OPEN CUPBOARD



### GAS :

### ELEC :

- WATER :**
-  Hot water fitting: 15/21 socket
  -  Cold water fitting: 15/21 socket
  -  Drain fitting: 40/49 threaded union (1.1/2)