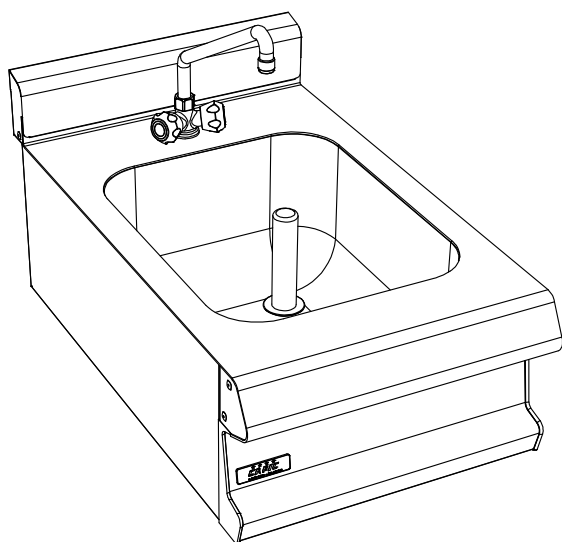




The reference in catering equipment

C21 SINK UNIT
TOP ONLY

CELTIC 800 FRONT 500



Characteristics :

External dimensions : 500x836x270

Top in brushed 18.10 stainless steel

Top thickness 3 mm

body 1 mm in brushed stainless steel

Structure 2 mm in stainless steel

folded front edge radius 20 mm

Back edge forming a chimney cover

Front without any visible screw

Top :

Tray 500x400x250

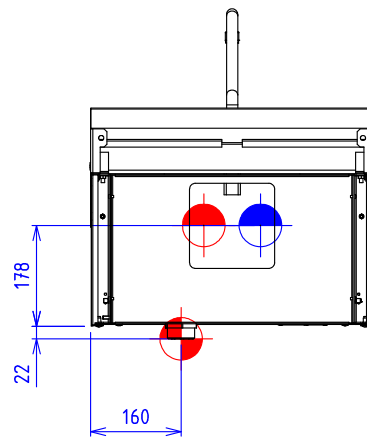
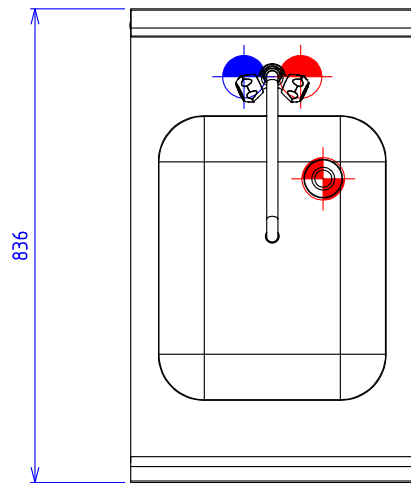
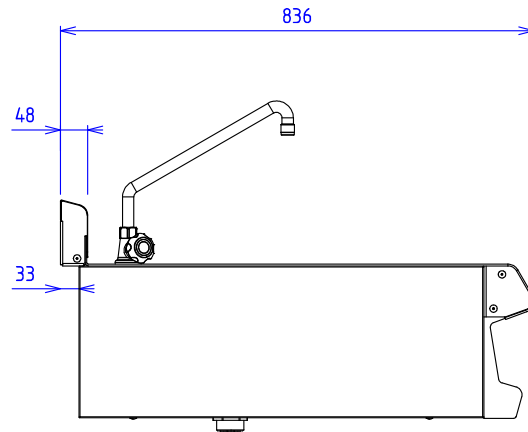
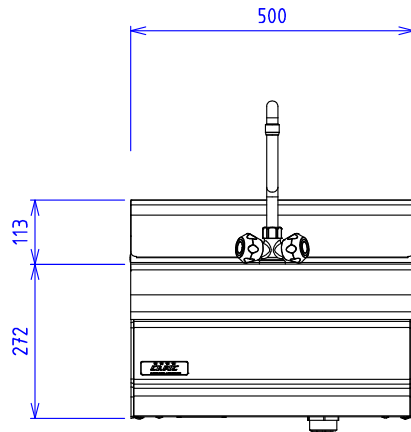
Hot water / cold water gooseneck

Overflow draining




Options :

Stainless steel trim bar (X081001)

C21 SINK UNIT TOP ONLY



WATER :

-  Hot water fitting: 15/21 socket
-  Cold water fitting: 15/21 socket
-  Drain fitting: 40/49 threaded union (1.1/2)