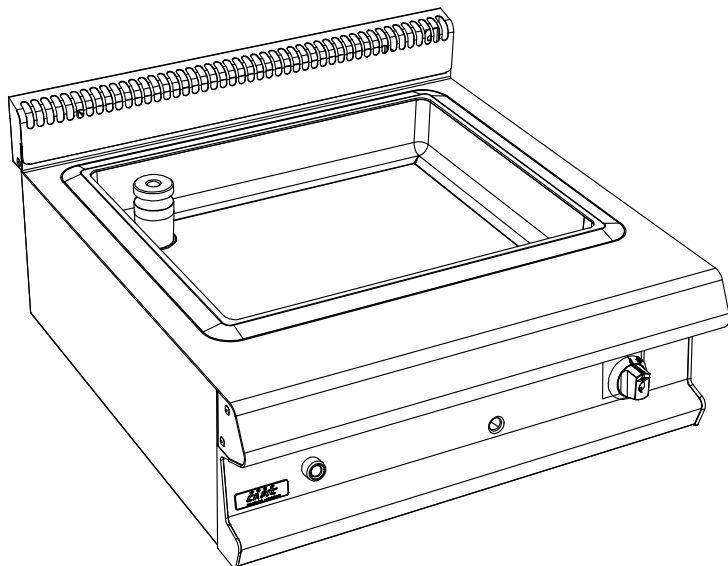


CELTIC 800

FRONT 800



Characteristics :

External dimensions : 800x836x270

Top in brushed 18.10 stainless steel

Top thickness : 3 mm

body 1 mm in brushed stainless steel

Structure : 2 mm in stainless steel

folded front edge radius 20 mm

Back edge forming a chimney cover

Front without any visible screw

Top :

Tank dimensions : 650x510x100

For 2 GN 1/1 trays (not provided)

Bimetallic bottom thickness 12mm

Draining into GN tray (not provided)

Power : 9 kW

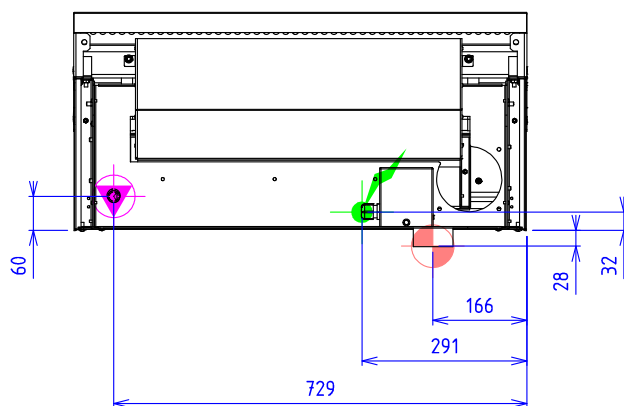
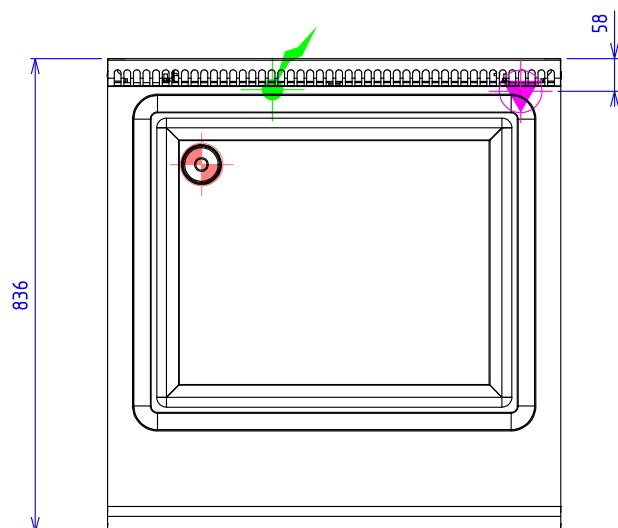
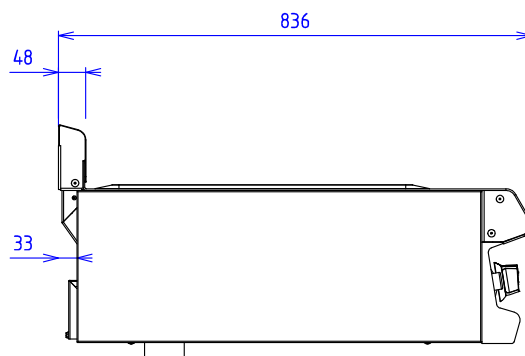
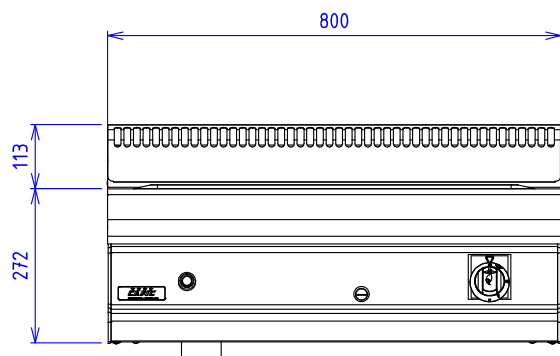
Options :

Electric ignition (X901501)


Gas connection kit for flexible (X901405)


Stainless steel trim bar (X081001)

C18 BRAISING PAN GAS 10 kW TOP ONLY



GAS :  Gas power : 10kW conical 15/21 gas fitting

ELEC :  230V Mono +T if electrical ignition option

WATER :  Drain fitting: Tube Ø70mm

Gas devices standard to the norm NF EN 203. EN 437 / Gas Law 2009/142/CE

Electrical devices standard to the norm EN 60-335