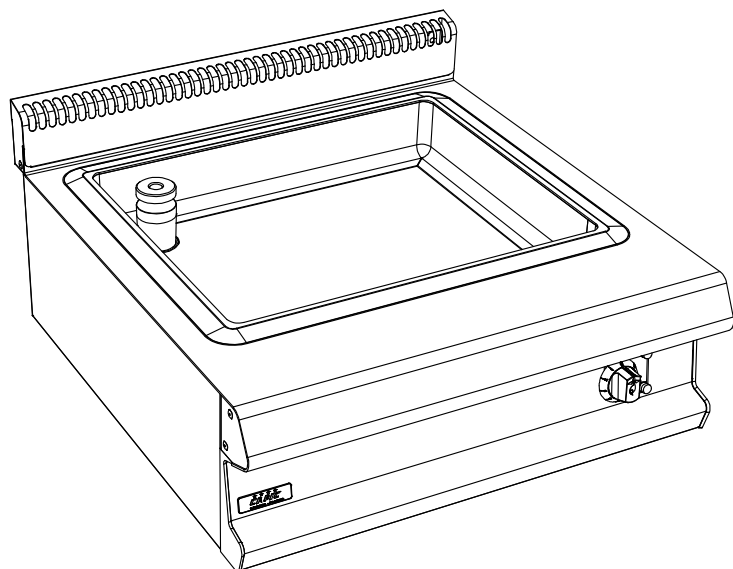


CELTIC 800

FRONT 800



Characteristics :

External dimensions : 800x836x270

Top in brushed 18.10 stainless steel

Top thickness : 3 mm

body 1 mm in brushed stainless steel

Structure : 2 mm in stainless steel

folded front edge radius 20 mm

Back edge forming a chimney cover

Front without any visible screw

Top :

Tank dimensions : 650x510x100

For 2 GN 1/1 trays (not provided)

Bimetallic bottom thickness 12mm

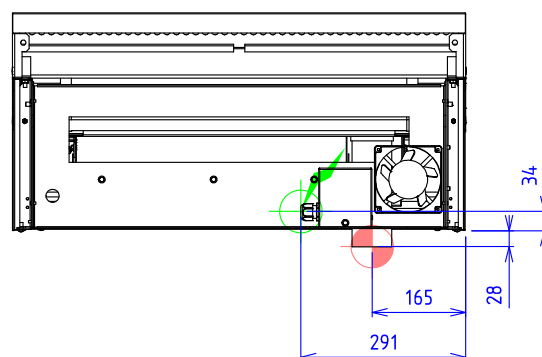
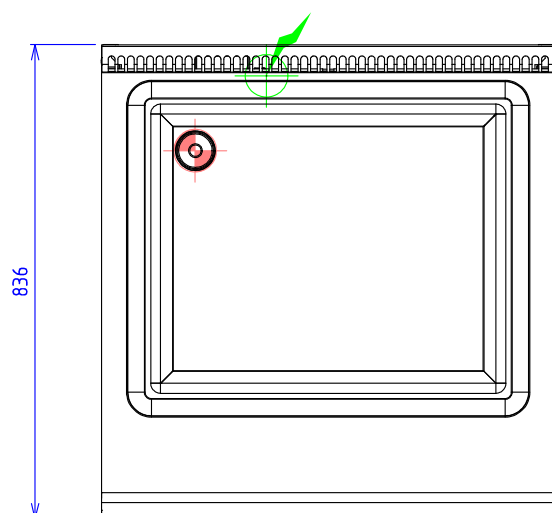
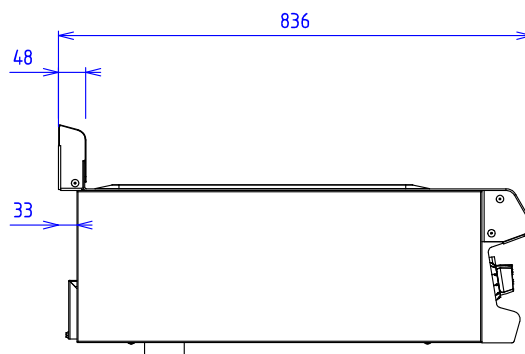
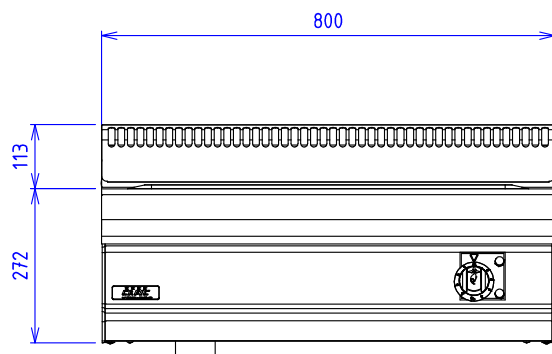
Draining into GN tray (not provided)

Power : 6 kW

Options :

Stainless steel trim bar (X081001)

C18 BRAISING PAN ELEC. TOP ONLY



ELEC :  Electric power : 6 kW Elec reservation : internal wiring Elec fitting : 400Vx3+N+T

WATER :  Drain fitting: Tube Ø70mm

Electrical devices standard to the norm EN 60-335

The emblems, descriptions and diagrams of this documentation are given for your information and could be modified without notice.