

CELTIC C17 2 INDUCTION HOBS 5KW**VITRO 325 X 650 TOP ONLY****Characteristics**

External dimensions : 400 X 836 X 270

Stainless steel top 18.10 planetary planetary brushed finish

Top thickness : 3 mm

body 1 mm in planetary brushed stainless steel

Structure : 2 mm in stainless steel

folded front edge radius 20 mm

Back edge forming a chimney cover

Front without any visible screw

Top

Can be installed only on cupboard or on stand

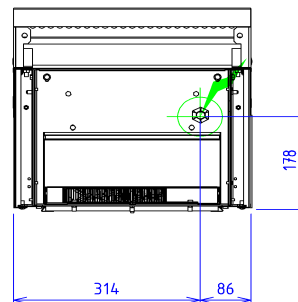
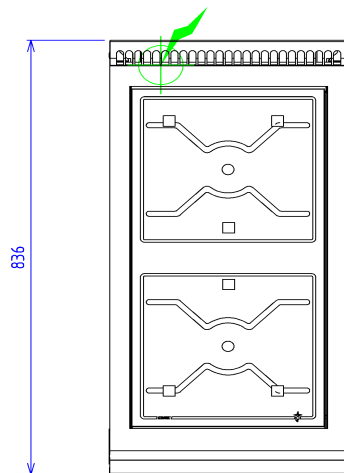

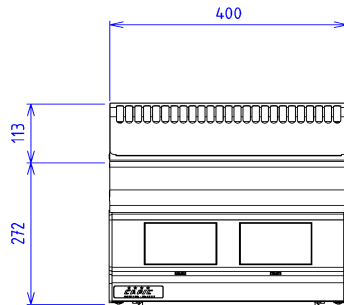
Glass ceramic plate 6 mm thick. Dim: 650x325

Power : 2x5 kW

Digital controls

Pan detection

safety thermostat

**ELECTRIC**

Electric power : 10.00kW

Elec Réservation : INTERNAL TERMINAL BOARD - Elec fitting
: 400V THREE phases

Electrical devices standard to the norm EN 60-335