



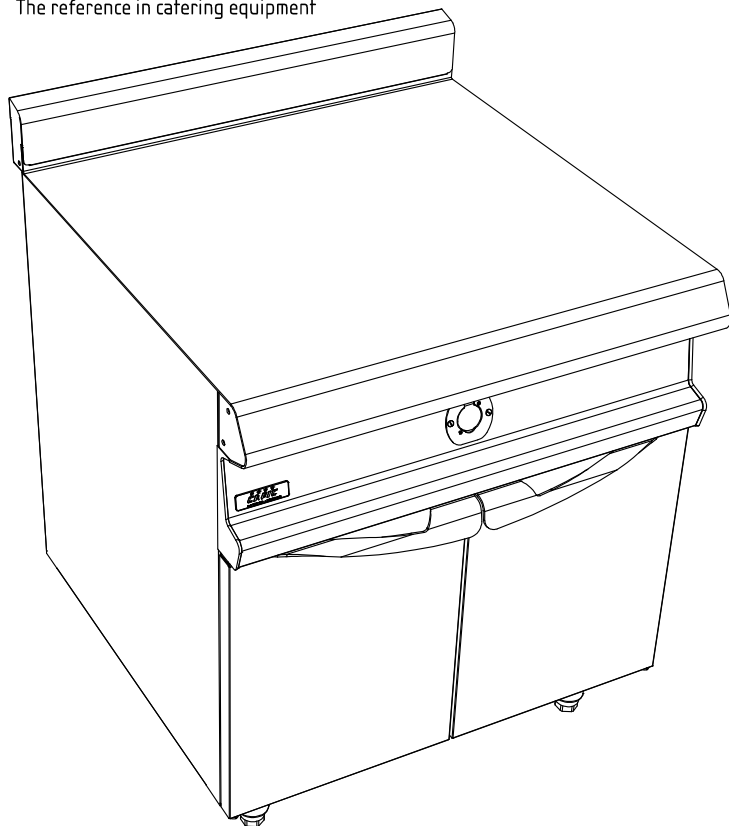
The reference in catering equipment

CELTIC C6 NEUTRAL UNIT 800

HOT CUPBOARD

CELTIC 800

FRONT 800



Top :

Descriptions :

External dimensions : 800x836x900/930
 Top in brushed 18.10 stainless steel
 Top thickness 3 mm
 body 1 mm in brushed stainless steel
 Structure 2 mm in stainless steel
 composite feet de 150 height adjustable
 folded front edge radius 20 mm
 Back edge forming a chimney cover
 Front without any visible screw

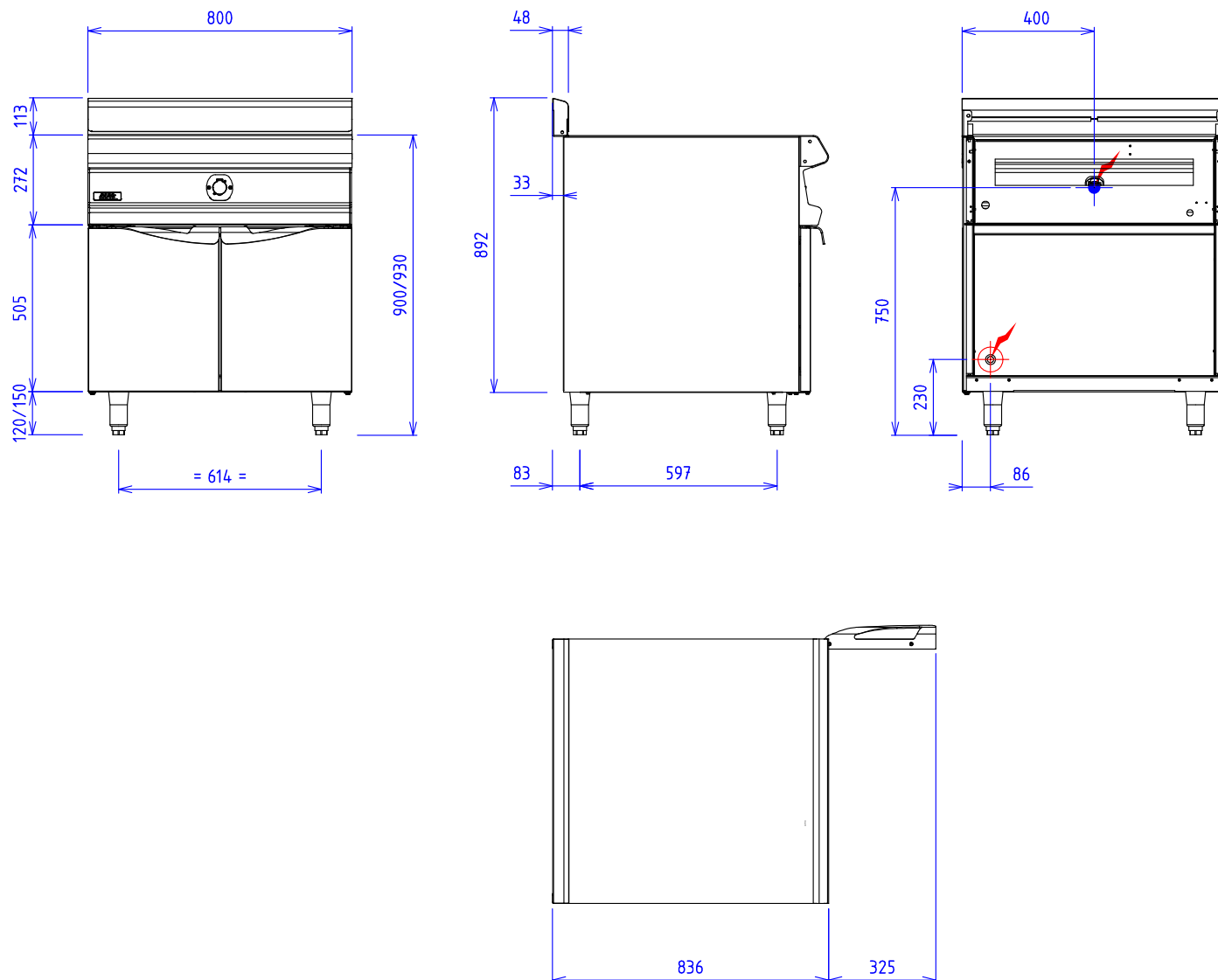
Base unit :

Construction in stainless steel 18.10
 Structure 2 mm
 body 1 mm
 External dimensions : 800x724x650
 Interior dimensions : 603x656x429
 Front without any visible screw
 Double skin doors
 Power 1,5 kW
 intermediate shelf
 Regulation by thermostat 0-85°C



Options :

Electric plug (X330311)

CELTIC C6 NEUTRAL UNIT 800 HOT CUPBOARD



GAS :

ELEC :  Electric power : 1,5 kW Elec reservation : internal wiring Elec fitting : 230V Mono+T
 230V Mono +T if electric plug option

Electrical devices standard to the norm EN 60-335

WATER :