

CELTIC 4 ELECTRIC COOKING PLATES

4 X 3 KW CLOSED CUPBOARD



Characteristics

External dimensions : 800 X 835 X 900
 Stainless steel top 18.10 planetary planetary brushed finish
 Top thickness : 3 mm
 body 1 mm in planetary brushed stainless steel
 Structure : 2 mm in stainless steel
 folded front edge radius 20 mm
 Back edge forming a chimney cover
 Front without any visible screw

Top

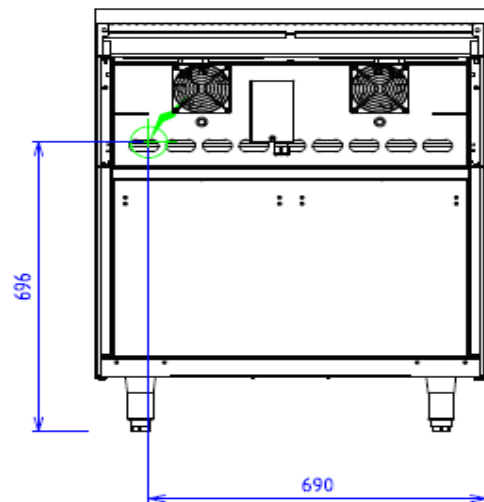
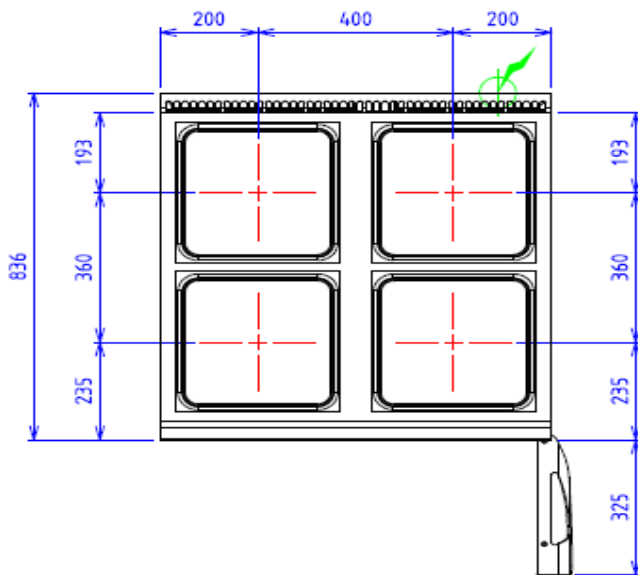
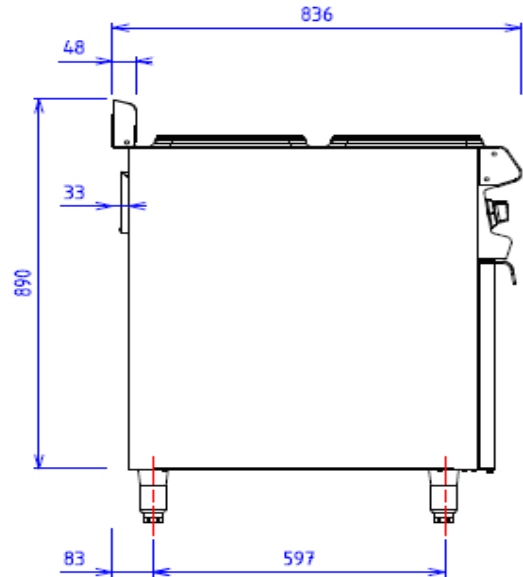
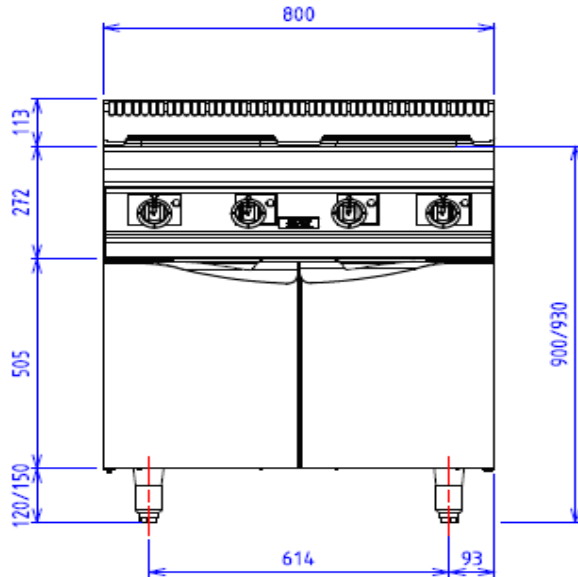
4 square cast iron electric plates smooth and waterproof
 Power : 4x4 kW
 4 positions switch
 Indicator light


Base unit

Construction in stainless steel 18.10
 Structure 2 mm
 body 1 mm
 External dimensions : 800x724x650
 Interior dimensions : 730x656x430
 Front without any visible screw
 Double skin doors

Options :

s/s steel trim bardiam 38 - linear meter (X081001)



ELECTRIC  Electric power : 16.00kW

Elec Réserve : INTERNAL TERMINAL BOARD - Elec fitting
: 400V THREE phases + NEUTRAL

Electrical devices standard to the norm EN 60-335