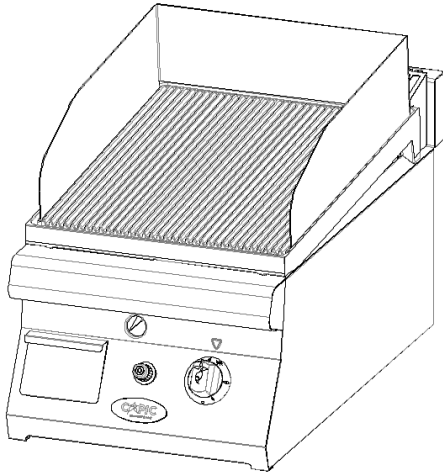


AVEN 700 AV4 CAST IRON RIBBED AND SLOPING
GRIDDLES
PLATE GAS 400X550

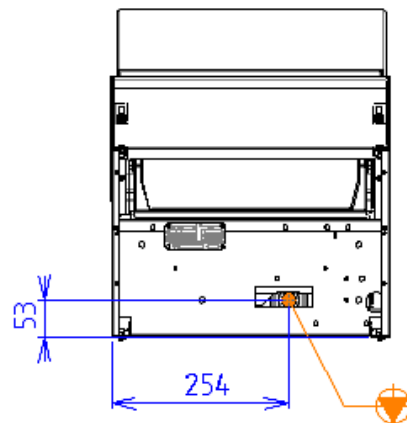

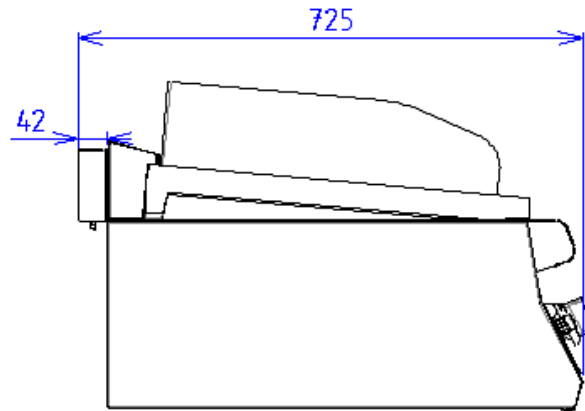
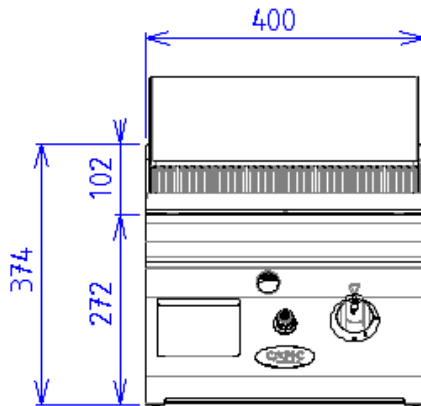
Characteristics



External dimensions : 400 X 725 X 270
Construction in planetary brushed stainless steel 18.10
Top thickness : 2 mm
Front : 1 mm planetary brushed finish
Structure : 1 mm in stainless steel
Back edge forming a chimney cover
Front without any visible screw

Top

Ribbed and sloping cast iron plate : 400x550
Power : 8 kW
Heating by gas stainless steel ramps with great thickness
regulated flow by a 3-positions tap
Security pilot and thermocouple
Drawer to collect greases
Ignition by spark battery (type AA)

**GAS**

Gas power : 8.00kW

Gas connection : 15/21 MALE TAPERING

Gas appliances complying with standard NF EN 203.EN 437

Gas Directive 2009/142/EC