

4 DRAWERS GN1/1 COMPRESSOR ON RIGHT**Characteristics**

External dimensions :1600 X 725 X 630/660

Construction in planetary brushed stainless steel 18.10

Base unit

body in stainless steel thickness 1 mm

With lower shelf thickness 1 mm

Intergrated compressor unit

Ventilated evaporator R404A

Reinforced insulation

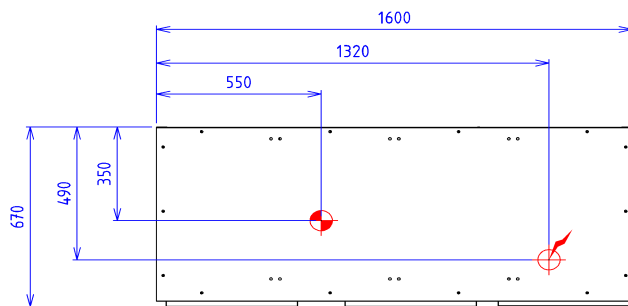
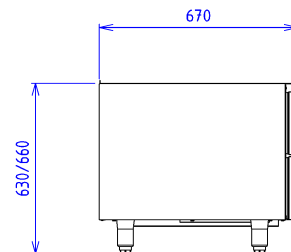
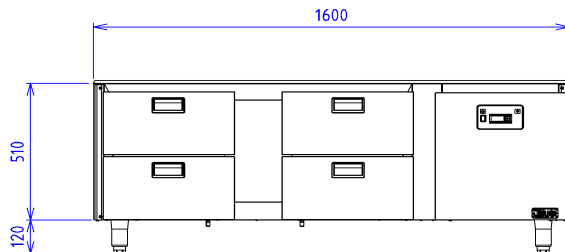
Power 1/6cv

Programmable digital thermostat +4°C +8°C

Defrost timer

Cold unit perforated door

4 sliding trays for removable GN 1/1 trays

**ELECTRIC**

Electric power : 0.00kW

Elec Réservation : INTERNAL TERMINAL BOARD - Elec fitting
: 230V SINGLE

Electrical devices standard to the norm EN 60-335