



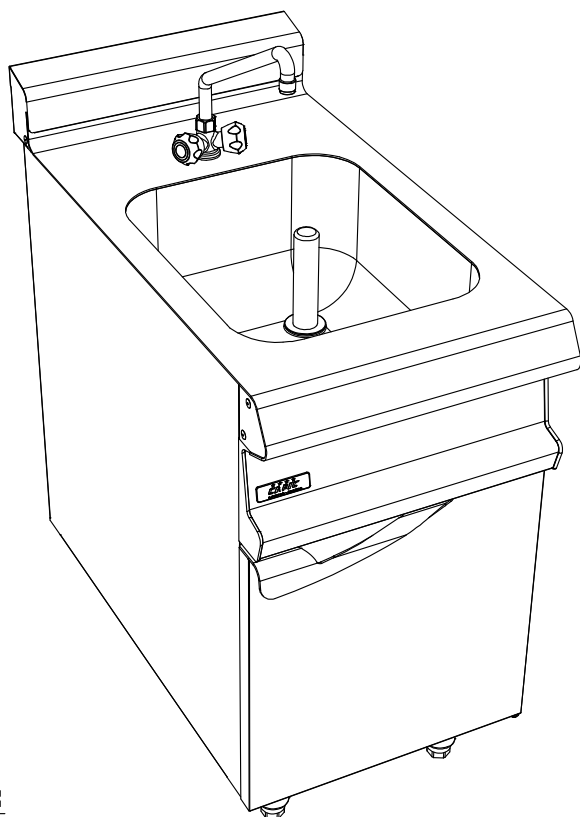
The reference in catering equipment

ARMEN AM21 SINK UNIT

CLOSED CUPBOARD

ARMEN 900

FRONT 500



Top :

Tray 500x400x250

Hot water / cold water gooseneck

Overflow draining

Descriptions :

External dimensions : 500x925x900/930

Top in brushed 18.10 stainless steel

Top thickness 3 mm

body 1 mm in brushed stainless steel

Structure 2 mm in stainless steel

composite feet de 150 height adjustable

folded front edge radius 20 mm

Back edge forming a chimney cover

Front without any visible screw

Base unit :

Construction in stainless steel 18.10

Structure 2 mm

body 1 mm

External dimensions : 500x724x650

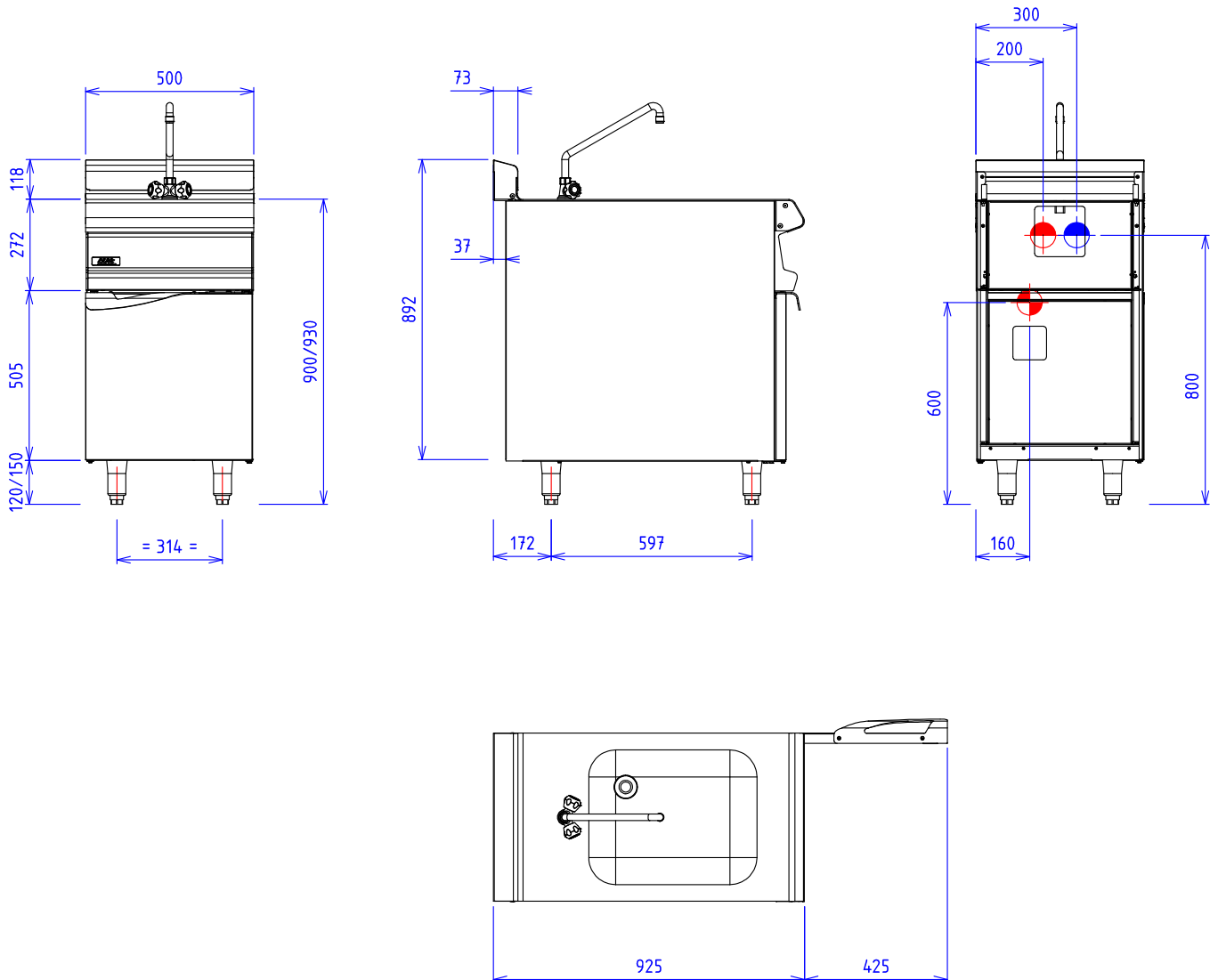
Interior dimensions : 430x656x430

Front without any visible screw

Double skin door




Options :

ARMEN AM21 SINK UNIT CLOSED CUPBOARD



GAS :

ELEC :

- WATER :**
-  Hot water fitting: 15/21 socket
 -  Cold water fitting: 15/21 socket
 -  Drain fitting: 40/49 threaded union (1.1/2)