



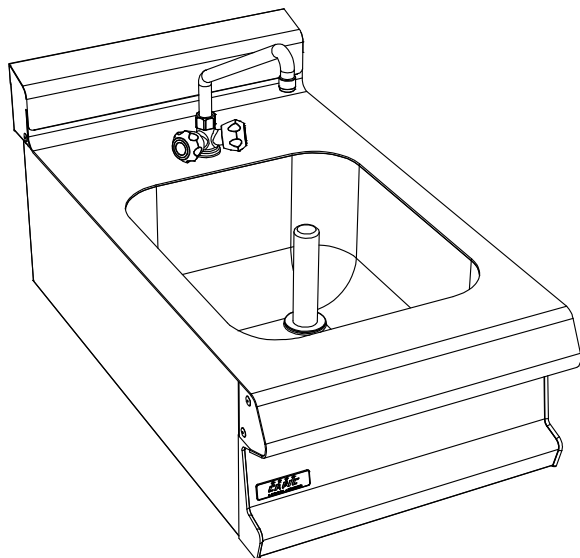
The reference in catering equipment

ARMEN AM21 SINK UNIT

TOP ONLY

## ARMEN 900

## FRONT 500



### Descriptions :

External dimensions : 500x925x270

Top in brushed 18.10 stainless steel

Top thickness 3 mm

body 1 mm in brushed stainless steel

Structure 2 mm in stainless steel

folded front edge radius 20 mm

Back edge forming a chimney cover

Front without any visible screw

### Top :

Tray 500x400x250

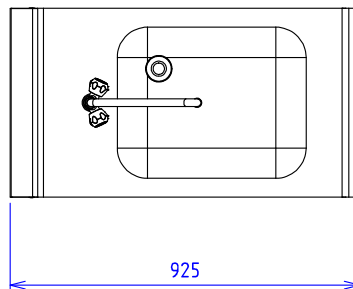
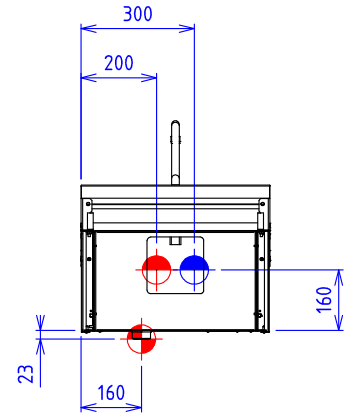
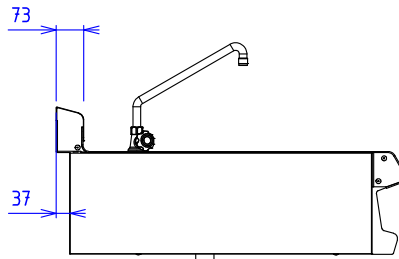
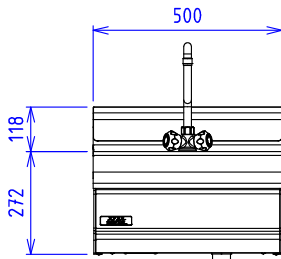
Hot water / cold water gooseneck

Overflow draining

### Base unit :




### Options :

## ARMEN AM21 SINK UNIT TOP ONLY



### GAS :

### ELEC :

- WATER :**
-  Hot water fitting: 15/21 socket
  -  Cold water fitting: 15/21 socket
  -  Drain fitting: 40/49 threaded union (1.1/2)