

## ARMEN AM9F ELEC SMOOTH CAST IRON

### HOT PLATE 400X550 - TOP ONLY

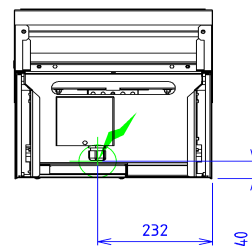
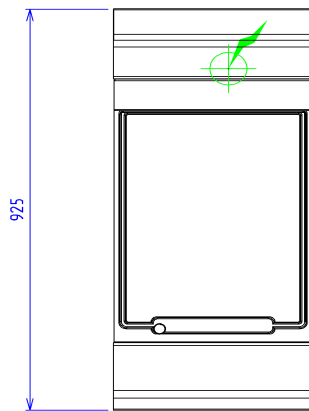
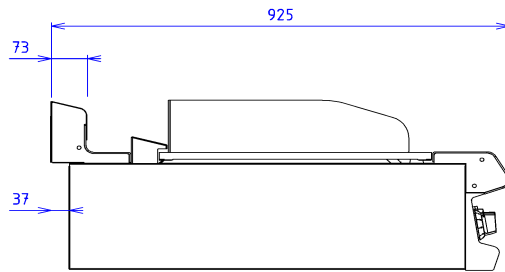
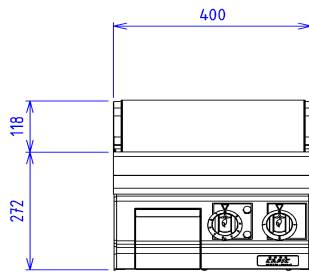


#### Characteristics

External dimensions : 400 X 925 X 270  
Stainless steel top 18.10 planetary planetary brushed finish  
Top thickness : 3 mm  
body 1 mm in planetary brushed stainless steel  
Structure : 2 mm in stainless steel  
folded front edge radius 20 mm  
Back edge forming a chimney cover  
Front without any visible screw

#### Top

smooth cast iron plate : 400x550  
Power : 5 kW  
Heating by reinforced stainless steel resistances  
Control by thermostat  
Splash guard  
Drawer to collect greases

**ELECTRIC**

Electric power : 5.00kW

Elec Réservation : INTERNAL TERMINAL BOARD - Elec fitting  
: 400V THREE phases + NEUTRAL

Electrical devices standard to the norm EN 60-335